















[Census](#) > [2006 Census: Data products](#) > [Highlight tables](#) > [Families and Households](#) > [Previous page](#)

Couple families by presence of children of all ages in private households, 2006 counts, for Canada, provinces and territories, and census divisions - 20% sample data

Geographic name	Census family structure				
	All couples	Married couples		Common-law couples	
		With children	Without children	With children	Without children
 	 	 	 	 	 
Canada 	7,482,780	3,443,775	2,662,130	618,150	758,715
Northwest Territories	8,550	3,730	1,830	1,695	1,300
Fort Smith (N.W.T.) 	6,935	3,080	1,545	1,260	1,050
Inuvik (N.W.T.)	1,620	645	285	435	255

Sources: Statistics Canada, censuses of population, 2001 and 2006.

How to cite: Statistics Canada. 2007. *Couple families by presence of children of all ages in private households, 2006 counts, for Canada, provinces and territories, and census divisions - 20% sample data* (table).

Families and Households Highlight Tables. 2006 Census. Statistics Canada Catalogue no. 97-553-XWE2006002. Ottawa. Released September 12, 2007.

<http://www12.statcan.ca/english/census06/data/highlights/households/index.cfm?Lang=E> (accessed January 13, 2009).